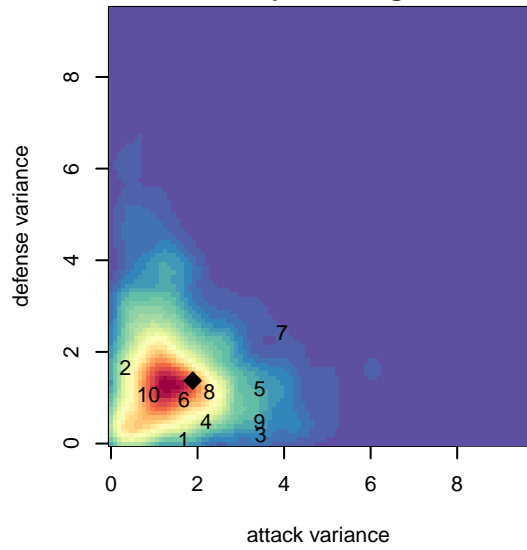
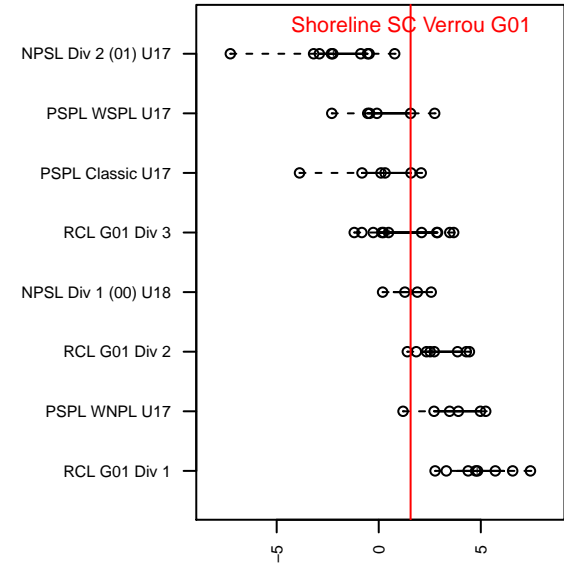
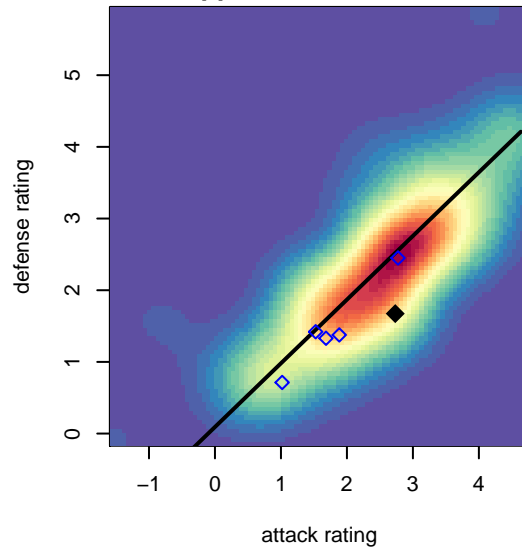


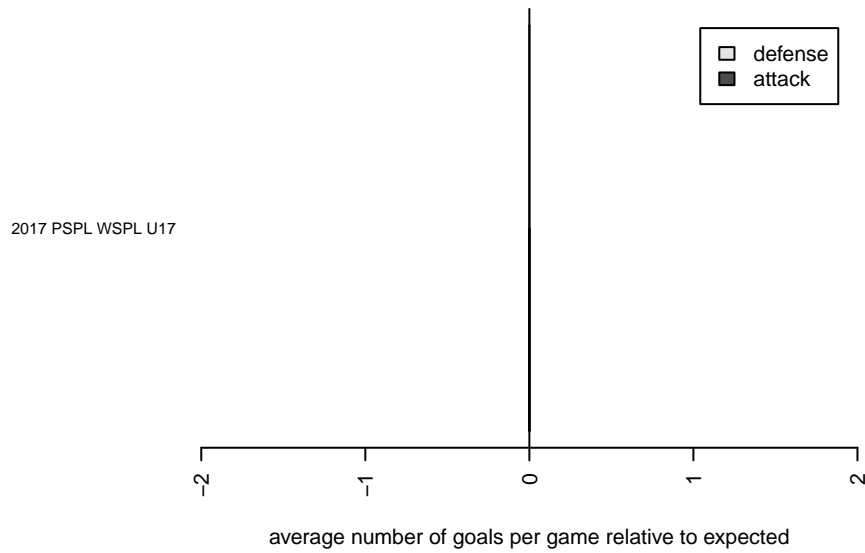
**attack and defense variance (black dot)
relative to other teams
and top 10 in region**



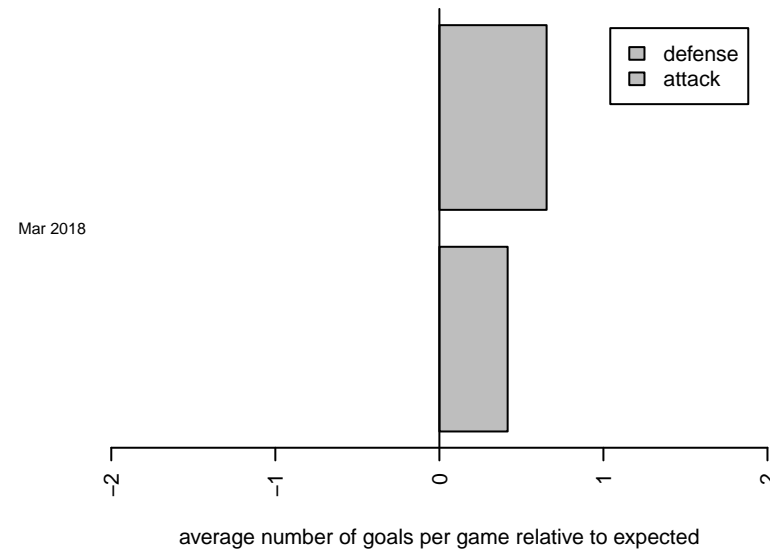
**attack and defense rating
relative to others at age
and all opponents in last 13 months**



Performance relative to 13 month average



Performance relative to 13 month average



date	home		away		venue	pred.home	pred.away
2018-04-22	WA East G01	4	Shoreline SC Verrou G01	2	2017 PSPL WSPL U17	3.40	1.30
2018-03-23	Shoreline SC Verrou G01	4	Emerald City FC Green G01	0	2017 PSPL WSPL U17	3.83	0.75
2018-03-18	Shoreline SC Verrou G01	4	TC United Navy G01	0	2017 PSPL WSPL U17	4.55	1.21
2018-03-17	Shoreline SC Verrou G01	4	RSA Elite G01	1	2017 PSPL WSPL U17	3.40	1.37
2018-03-04	Shoreline SC Verrou G01	8	Breakers Black Bryant G01	0	2017 PSPL WSPL U17	6.84	0.54
2018-03-03	Shoreline SC Verrou G01	2	WA East G01	3	2017 PSPL WSPL U17	1.30	3.40
2018-02-10	Emerald City FC Green G01	1	Shoreline SC Verrou G01	1	2017 PSPL WSPL U17	0.75	3.83
2017-12-03	RSA Elite G01	1	Shoreline SC Verrou G01	2	2017 PSPL WSPL U17	1.37	3.40
2017-11-18	TC United Navy G01	4	Shoreline SC Verrou G01	6	2017 PSPL WSPL U17	1.21	4.55